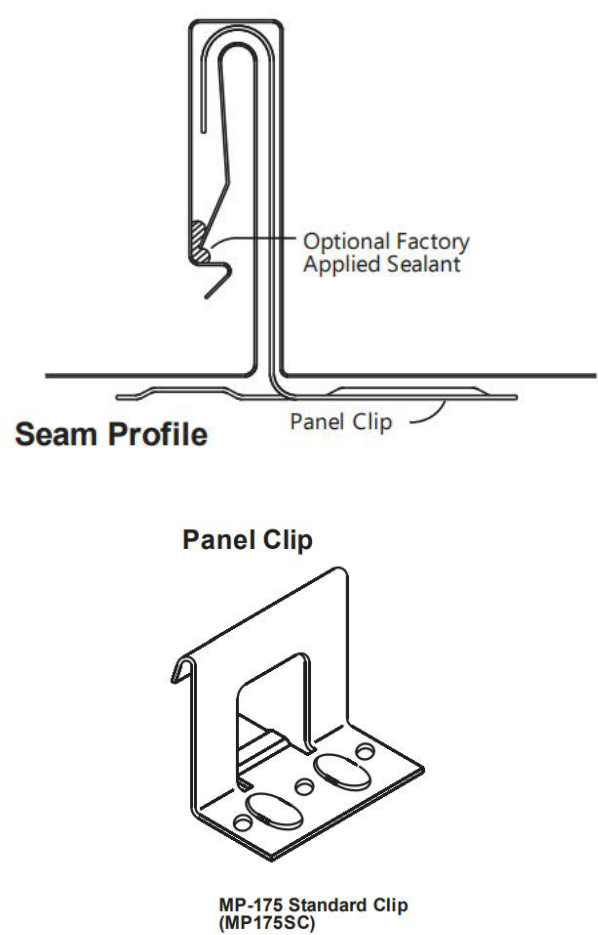


TITANTEK™ SnapSeam 175 Panel

The **SnapSeam 175 Panel** is one of the industry's most popular panel profile options. The snap lock seam provides a faster installation without compromising seam integrity and strength. This is due to the modest 1.75" seam height and anti-siphoning design unlike that of other snap seam designs.

Profile Images



| Materials | Standard Widths | Optional Widths |
|----------------|-----------------|--------------------|
| 24 ga. Steel | 18" | 12", 14", 15", 16" |
| 22 ga. Steel | 18" | 14", 15", 16" |
| .040" Aluminum | 18" | 12", 16" |
| .032" Aluminum | 18" | 12", 16" |
| 20 oz. Copper | 14" | 12", 18" |

*Aluminum & Copper available via special order



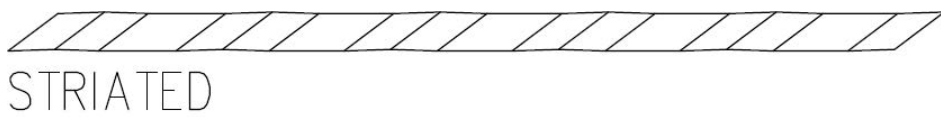


Also available in
all TitanTek colors.
Download the PDF
Color Cards at:

www.TitanTekAMP.com

Product Features

- Architectural (solid substrate) or structural (open framing) applications
- Integral snap-lock design provides continuous interlock at sidelap
- Installation on roof slopes as low as 3:12
- Installation on vertical walls and fascia systems
- Continuous panel lengths
- Job site fabrication available
- ASTM E-1680-95 air infiltration tested
- ASTM E-1646-95 water penetration tested
- ASTM E-1592 structural performance tested
- UL 90 uplift resistance classified assembly
- 35 year finish warranty
- Surface patterns include smooth, striated, pencil ribs, and bead ribs



For more information or to speak with a TitanTek representative, please send your contact information to info@TitanTekAMP.com